

Ci Cartridge Filter

EFFICIENT, COMPACT AND ENVIRONMENTALLY FRIENDLY

The Insnrg Ci Cartridge filter provides clean and healthy swimming water for you and your family. Precision filter elements capture the debris and organic material in the water to provide a sparkling pool and minimise the food that algae and bacteria grow on. With 4 models, you can select the perfect size to suit your pool environment and budget.

The high quality filter elements in the Ci Cartridge Filter removes finer particles than sand and most other media filters. Cleaning the elements is achieved without backwashing your treated and heated pool water saving on chemicals and energy costs. The filters are economical to install as no backwash line is required and water consumption used in the cleaning process is reduced saving thousands of litres of water each year.

WHY CHOOSE AN INSNRG Ci CARTRIDGE FILTER?

CLEVER DESIGN

Easy installation and enhanced water flow results in better filtration and cleaner swimming water

DURABLE ONE PIECE TANK

The high quality reinforced one piece tank coupled with a sleek one piece design produces a reliable filter that is designed to withstand the harshest conditions.

LOW MAINTENANCE

A unique inlet weir directs the water flow to maximise the cleaning ability of the filter element, and minimise disturbance of collected debris. This means regular cleaning and maintenance of your filter is significantly reduced, allowing you more time to enjoy your pool.

EASY TO USE

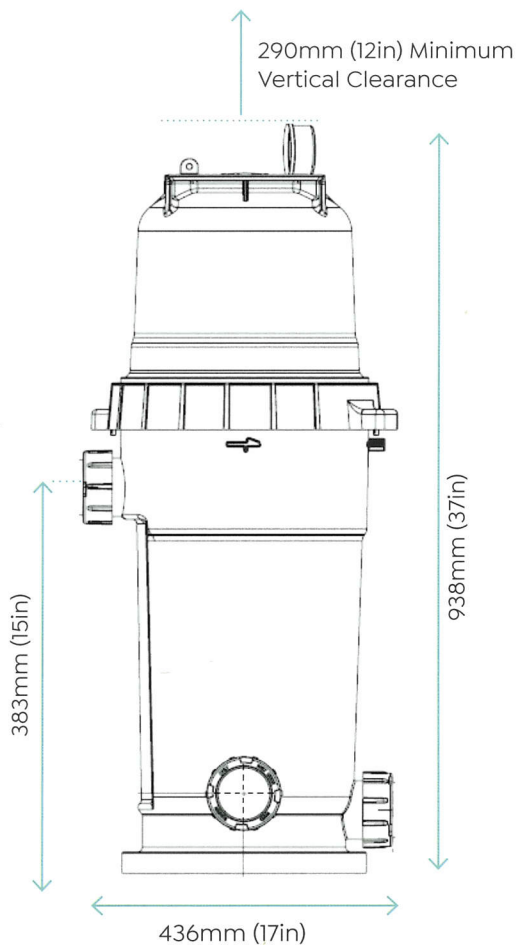
The large inbuilt handles and high quality locking ring make the filter easy to use and maintain.

RANGE OF SIZES

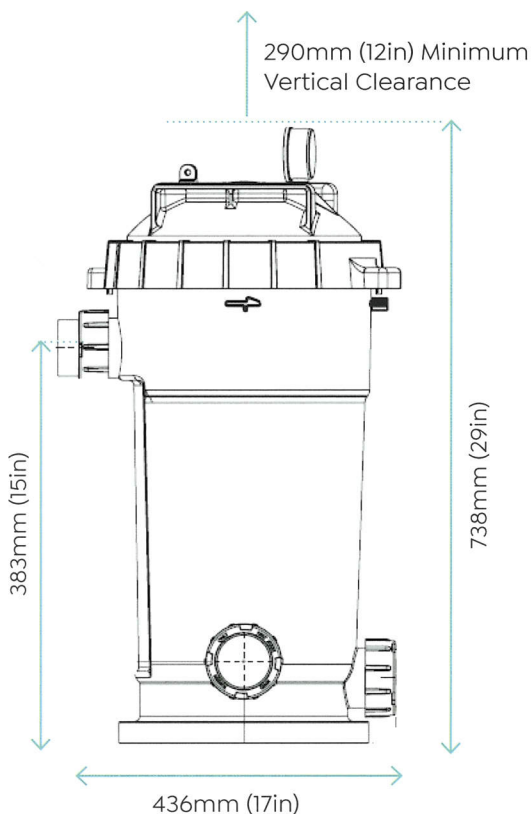
Four (4) specifically designed sizes are available, allowing greater flexibility depending on the volume of water in your pool, environmental conditions and your pool amenity. The larger the filter area supplied, the greater the time between cleans.



Ci 200 and Ci 250



Ci 100 and Ci 150



DIMENSIONS & SPECS


MODEL	Ci 100	Ci 150	Ci 200	Ci 250
Filtration Area (m ²)	9.3	13.9	18.6	23.2
Filtration Area (ft ²)	100	150	200	250
Max Flow Rate (lpm)	380	500	600	600
Max Flow Rate (gpm)	100	130	158	158
Turnover Capacity 8 Hours (Litres)	182,400	240,000	288,000	288,000
Turnover Capacity 8 Hours (Gallons)	48,000	62,400	76,000	76,000

RELAX, YOU'RE COVERED (WARRANTY & DEALER SUPPORT)

Your Ci Cartridge Filter comes complete with a limited **5 year warranty** on the external tank and **1 year warranty** on the element and pressure guage. Refer to owners manual or go to www.insnrg.com for full warranty details.

WANT MORE TECHNICAL DETAILS?

For the technically minded, go to www.insnrg.com/products



CONTACT YOUR LOCAL POOL PROFESSIONAL